
Inside Government Content and Layout Testing

Nick Breeze and Emma Lyon

April 2012

Objectives & Methodology

1

Research Findings

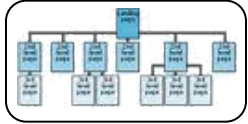
Summary

Main Objectives

To measure the performance of Inside Government content and layout styles. This involved using the GDS Summative Test methodology to measure how well participants were able to complete given tasks.

All tasks were tested via respondents on an online panel.

Specific Objectives: To collect a range of measures to assess performance



User journey mapping

Where do people go?



Time taken

How long does it take?



Task completion rates

Can people find the correct information?



Ease of use

How easy do people find the information?



Content style

How users describe the content styles

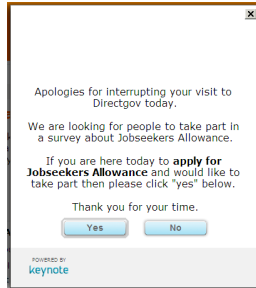


Amount of information

Are users happy with the amount of information?

Method: Un-moderated remote usability testing. This approach blends web analytics with user perception

Stage 1



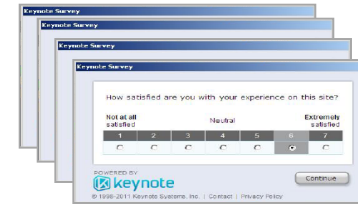
- Participants invited from an online panel
- Screened for suitability
- Software was downloaded
- Pre task expectations were established

Stage 2



- Participants started on the www.gov.uk/government (Inside Government)
- Participants were asked to find specific information on the site – this was structured over five individual tasks.
- Respondents selected 'finish' or 'give up' when they were done

Stage 3



- Participants were asked a series of questions at the end of their task to measure their actual experience

Benefits: Usability + statistics = confident decision making.



The sample is **geographically spread and representative**



Task based testing. **What people actually do.**



The sample is robust. Resulting in **confident decision making**



There is **no moderator interference/** potential bias



Participants complete the research from their **natural environment**



Participants use their **own computer** to complete tasks

Research Findings

Respondent profile

Actual completion rates

Time taken

Ease at completing task

Reading behaviour

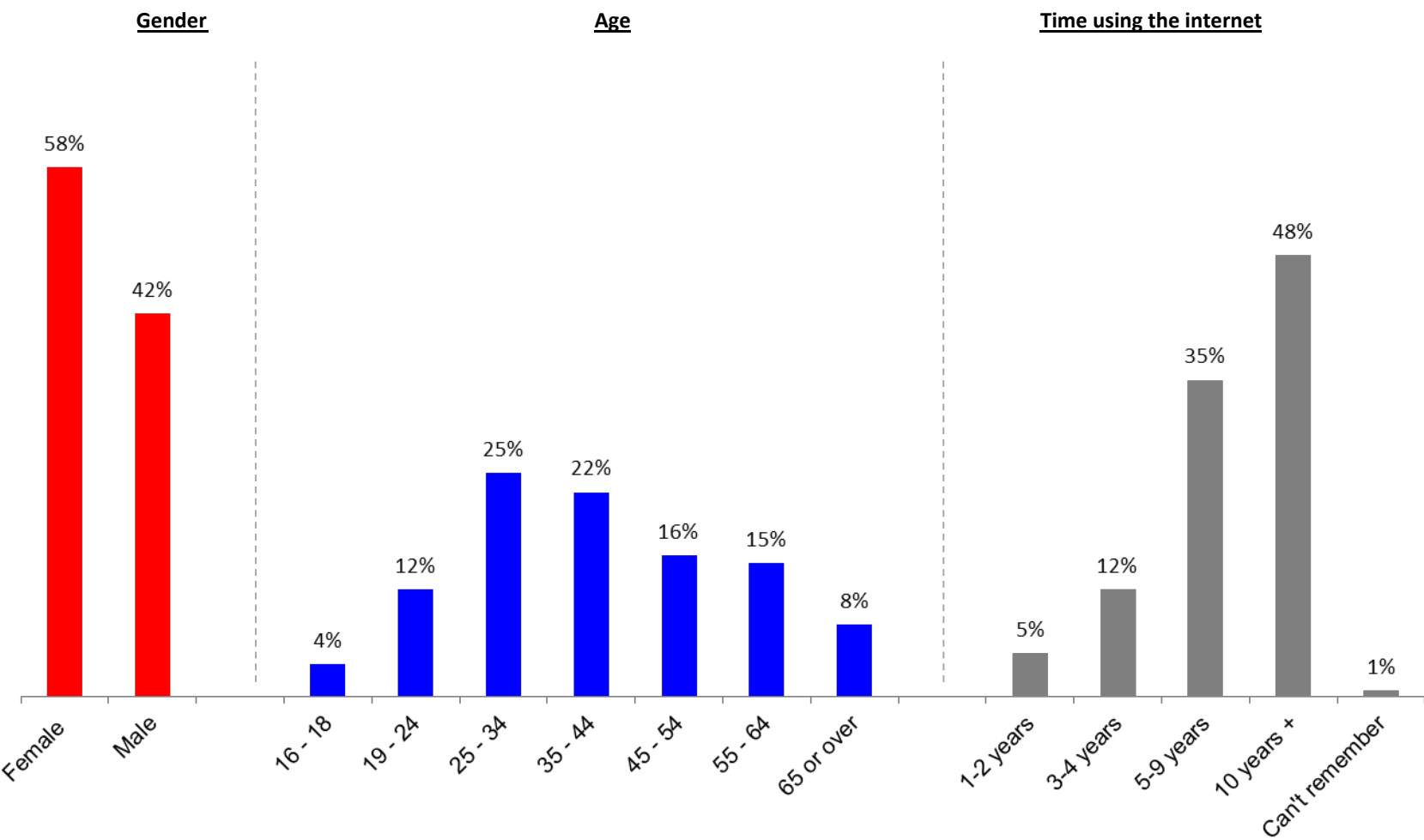
Content style

2_a

Age, Gender & Internet Experience: Testing included a good mix of age, gender, and internet experience

Question: ‘What is your age?’ , ‘What is your gender?’ ‘How long ago did you start using the internet?’

Sample size = 343



Research Findings

Respondent profile

Actual completion rates

Time taken

Ease at completing task

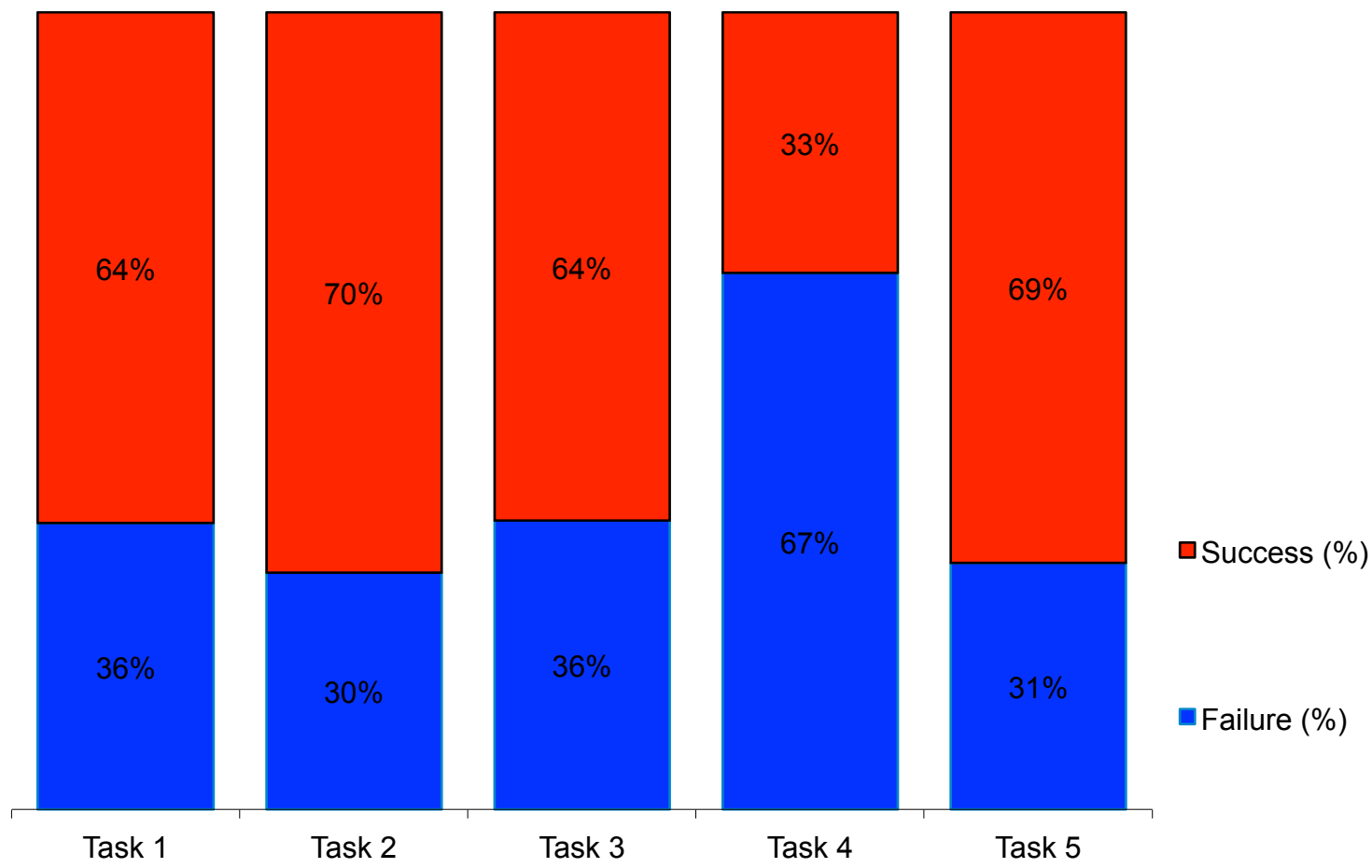
Reading behaviour

Content style

2_b

Overall Task Success: Overall the tasks were completed successful, with respondents only really struggling with Task 4 where 33% managed to find the correct answer.

Sample size: 343



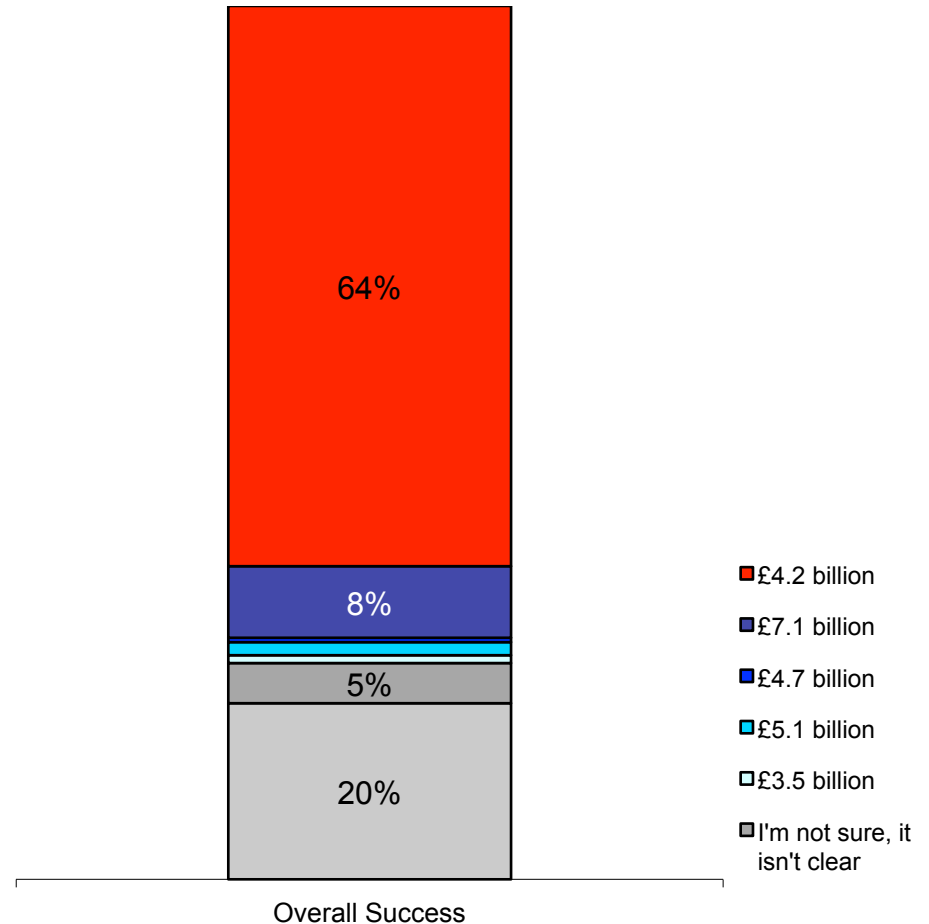
Task 1 Success: Overall the majority of respondents (64%) found the correct answer to this task.

Question: Please find the latest government **policy** on **Reforming higher education and student finance in England**. Once you have located this policy, please find how much the government plan to **reduce overall spend on higher education to in 2014-15**.

Sample size: 343

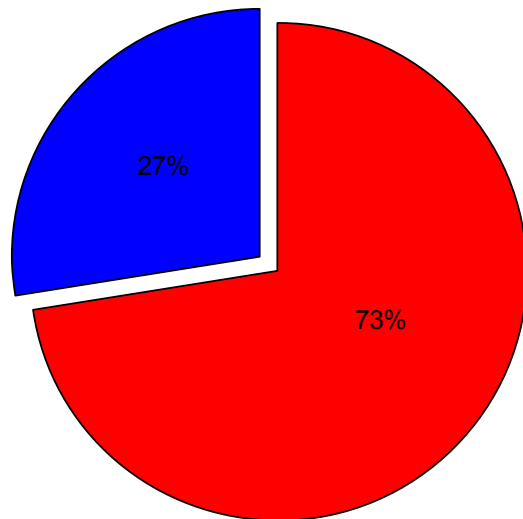
The screenshot shows the GOV.UK website interface. At the top is the GOV.UK logo and navigation links (Settings, Help, Feedback). Below is a search bar and a menu with categories like INSIDE GOVERNMENT, News, Policy, Publications, Consultations, Ministers, Departments, and UK & the world. The main content area is titled 'POLICY' and 'Reforming higher education and student finance in England'. It includes a date stamp 'Posted 2 months ago, updated about a month ago', a note 'This policy does not apply to Northern Ireland, Scotland and Wales.', and a section 'The Issue' which states: 'Higher education needs a sustainable funding system to maintain teaching quality, encourage excellent research and produce highly skilled graduates. This will help us to compete internationally with other countries that are rapidly increasing their skills levels.' Below this is a section 'And government must reduce the financial deficit – leaving the higher education funding system unchanged would be unsustainable for the taxpayer in the long term.' There is also a section 'Actions' with two bullet points: 'move to a more sustainable way of funding higher education by increasing the contributions from those who benefit from the system – students' and 'increase social mobility through fair access to higher education'. On the right side, there is a box for 'The Rt Hon David Willetts MP, Minister of State (Universities and Science)' and a section 'POLICY TOPICS' with 'Higher education' listed. At the bottom, there is a section 'LATEST ON THIS POLICY' with two entries: 'Statement announcing higher education student finance package 2013-14' and 'Encouraging collaboration between universities and businesses'.

Task success could be improved by highlighting key data within content



Task 1 Success on page: 73% of respondents managed to find the correct Policy page. Task success increased accordingly which 85% of those who found the correct page completing the task successfully.

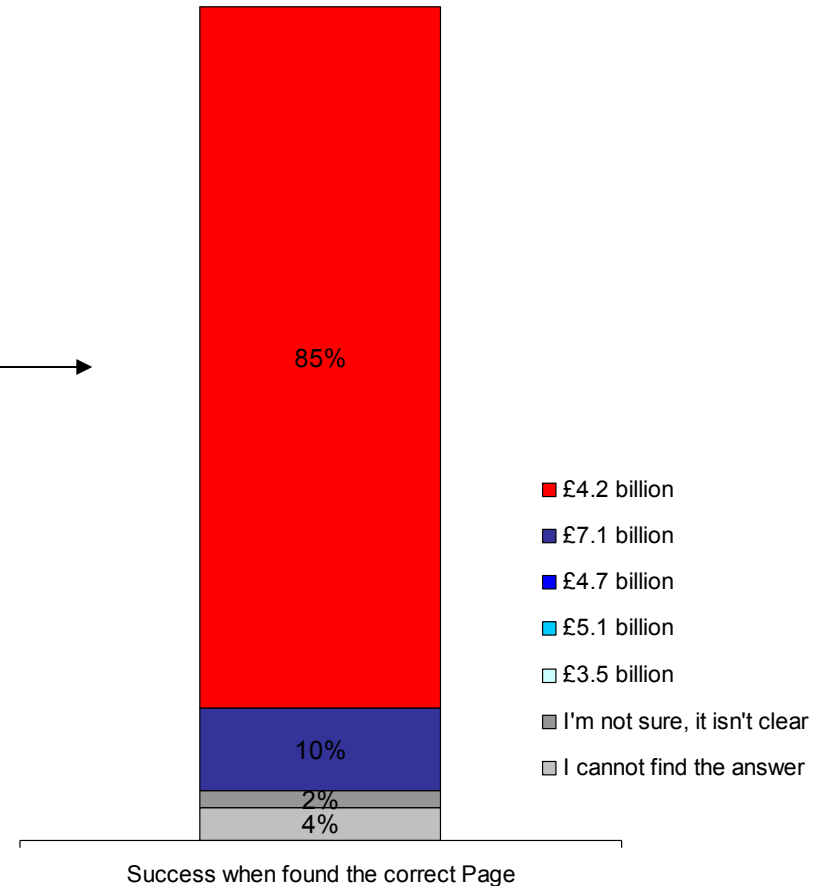
Proportion of respondents who found the correct page



- Found the correct page
- Didn't find the correct page

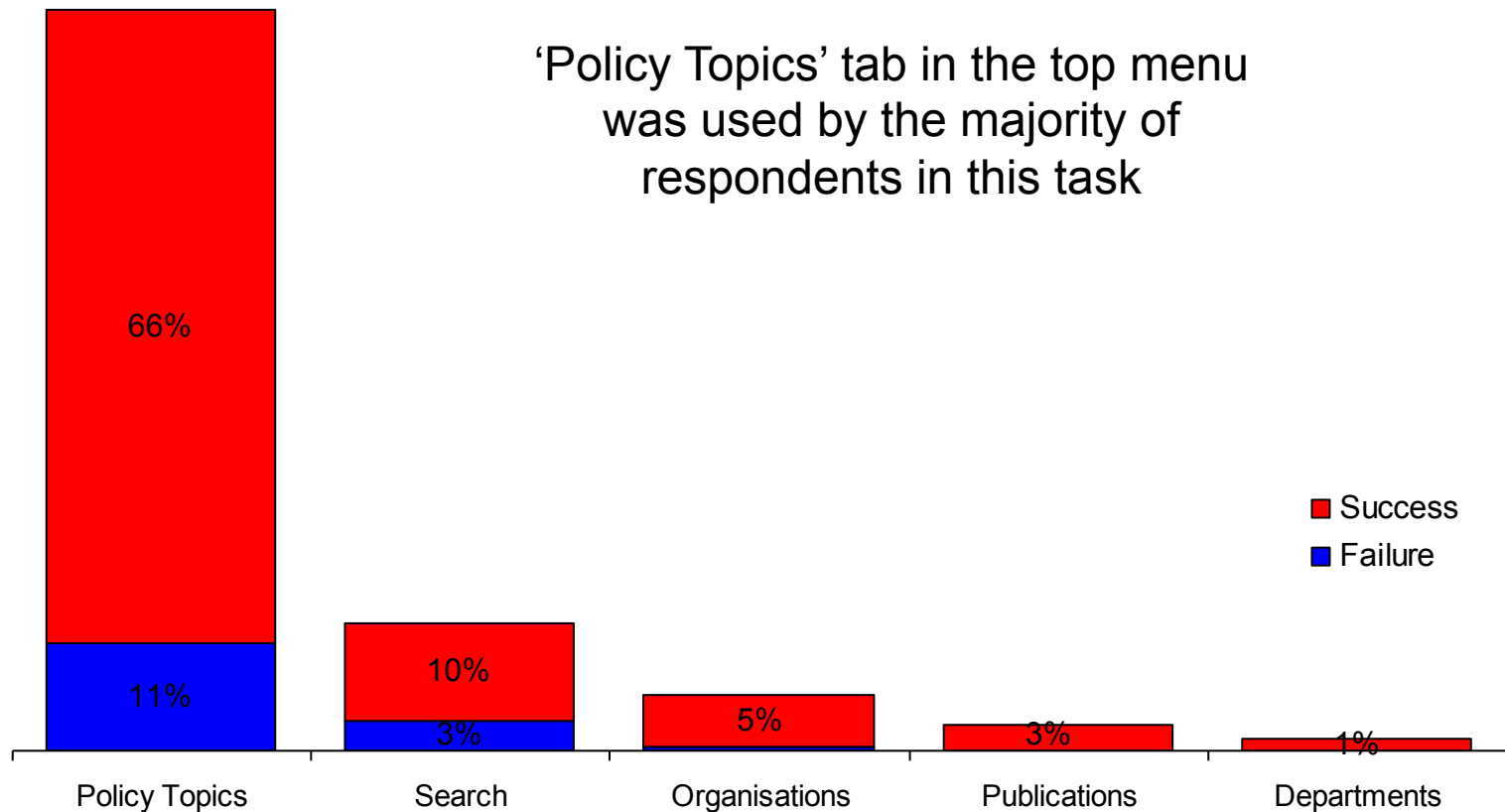
Sample size: 343

Proportion of those who found the correct page that completed the task successfully



Sample size: 249

Task 1 – Navigation: The majority of respondents were clear on where to find the answer to this task, with 7/10 choosing to begin at ‘Policy Topics’. Only 1/10 chose to use ‘Search’.

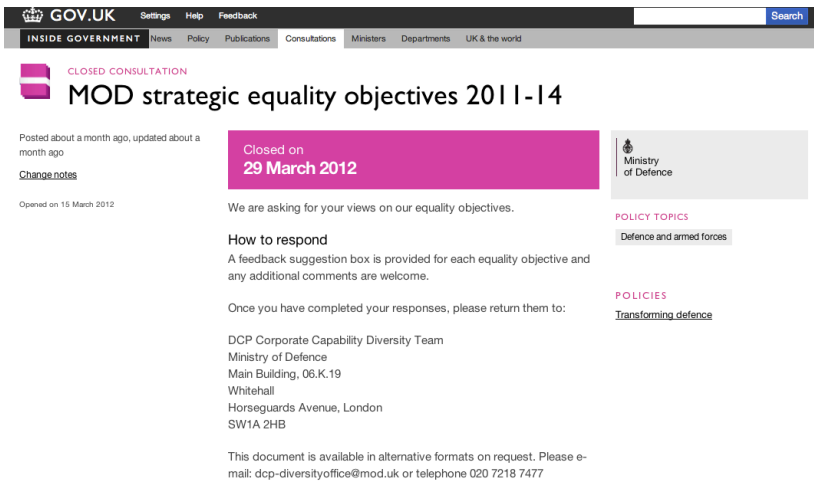


Sample size: 225

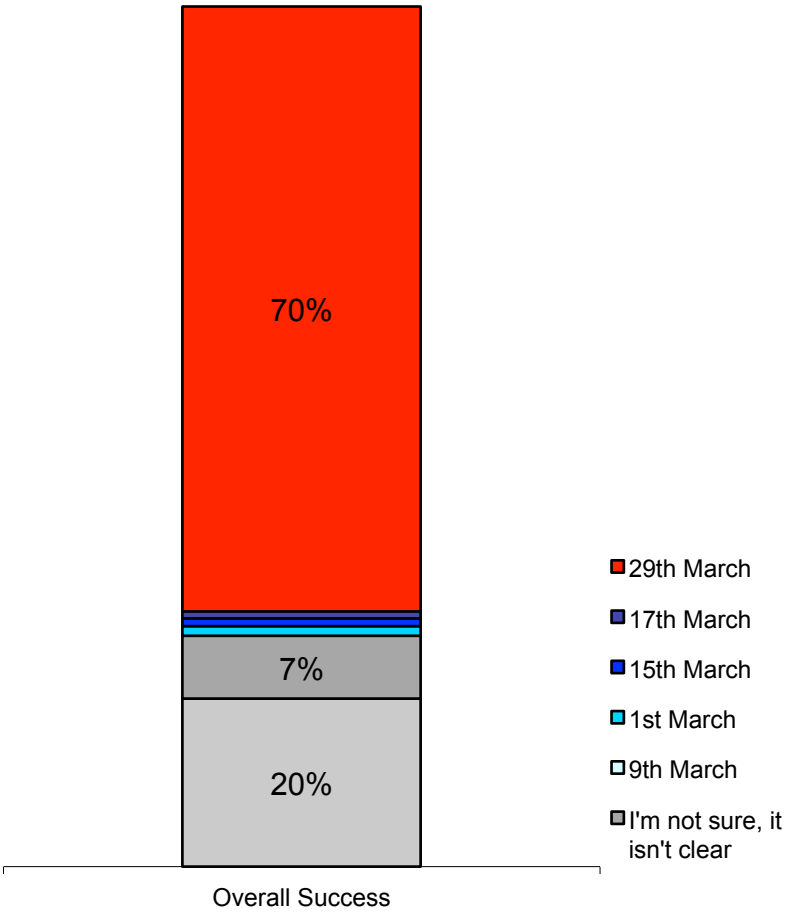
Task 2 - Success: Again the majority of respondents (70%) found the correct answer to this task.

Question: Can you now find the **consultation** for the **MOD's strategic equality objectives for 2011-14** and indicate when it is closed.

Sample size: 343

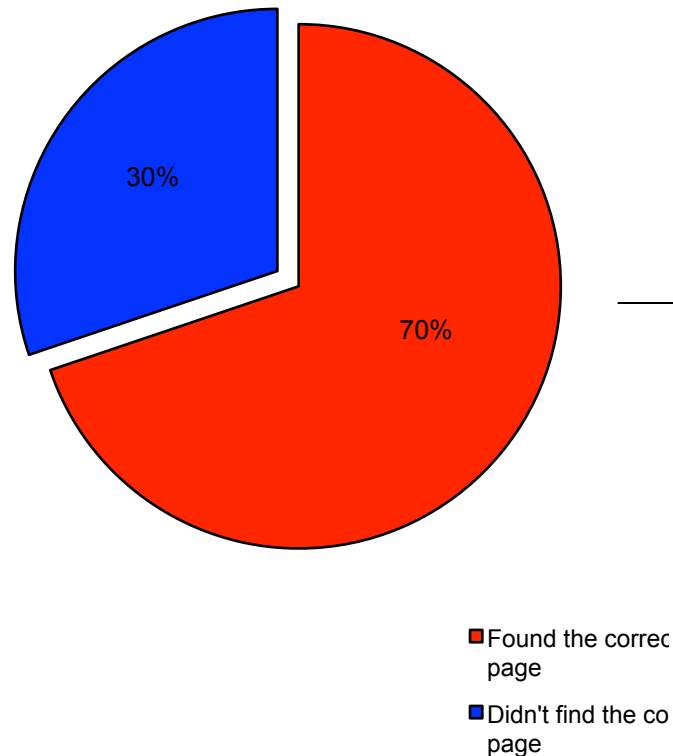


The page design is effective, and clearly highlights when the Consultation is open and closed



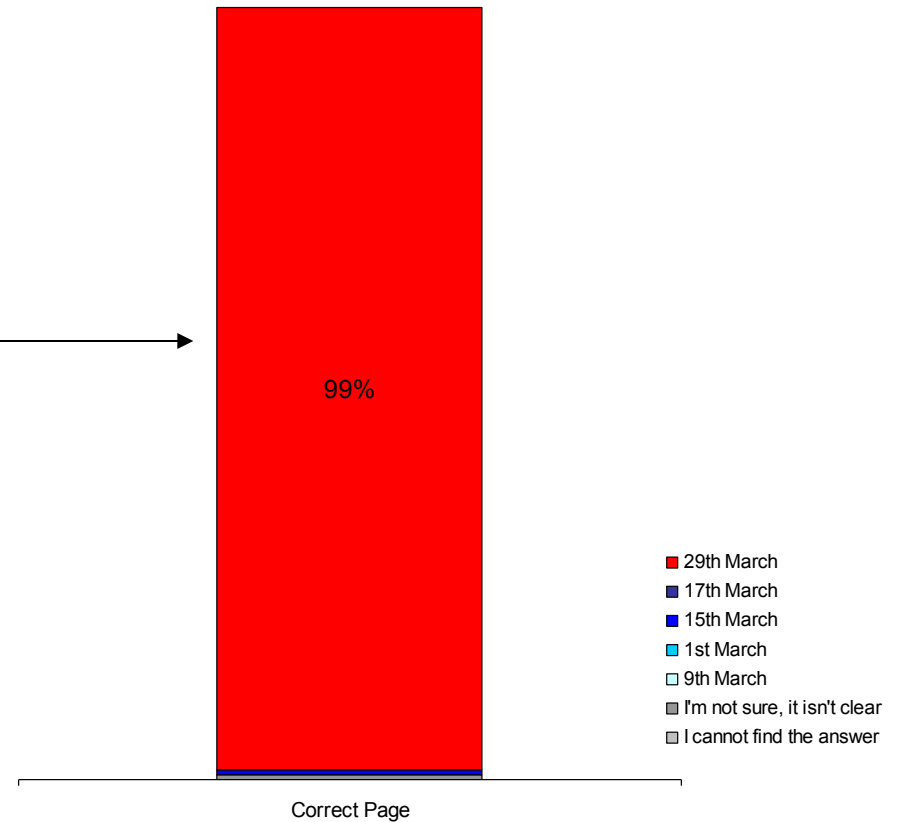
Task 2 Success on page: 70% of respondents managed to find the correct Policy page. Task success increased considerably with 99% of those who found the correct page completing the task successfully.

Proportion of respondents who found the correct page



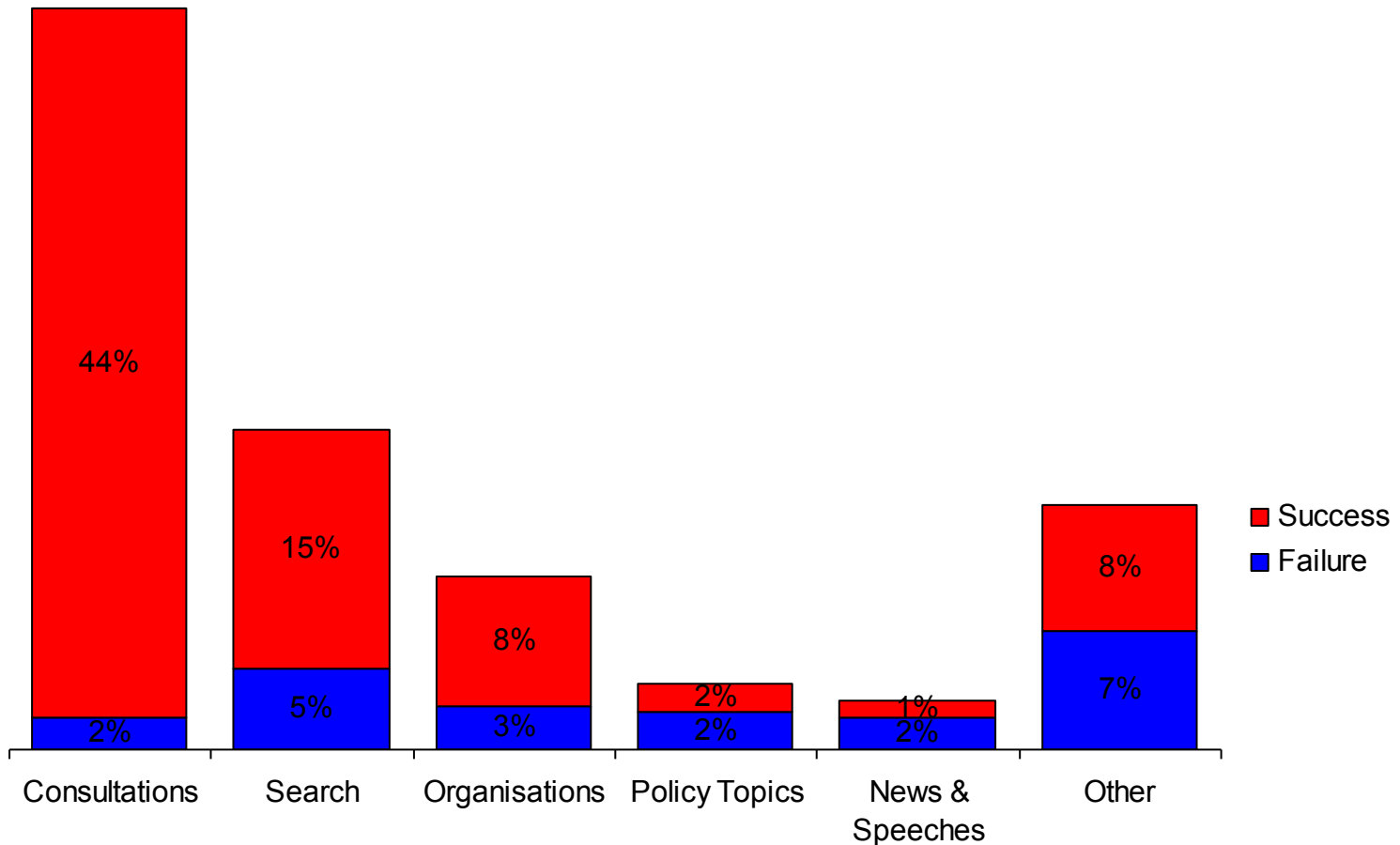
Sample size: 343

Proportion of those who found the correct page that completed the task successfully



Sample size: 273

Task 2 - Navigation: Respondents chose a number of ways to start, with most starting at 'Consultations', while others went to 'Search' or 'Organisations'.



Task 3 - Success: Majority of respondents (64%) found the correct answer to this task.

Question: Can you now find the **Guidance on the diagnosis and reporting of Clostridium Difficile** and tell us which Minister is responsible for it.

Sample size: 343

GOV.UK

SettingsHelpFeedback

INSIDE GOVERNMENT

NewsPolicyPublicationsConsultationsMinistersDepartmentsUK & the world

Search

PUBLICATION

Updated guidance on the diagnosis and reporting of Clostridium difficile

Posted about a month ago

[Change notes](#)

Publication date: 6 March 2012

This publication does not apply to Northern Ireland, Scotland and Wales.

Information about [Updated guidance on the diagnosis and reporting of Clostridium difficile publication in Scotland](#)

Information about [Updated guidance on the diagnosis and reporting of Clostridium difficile publication in Wales](#)

Information about [Updated guidance on the diagnosis and reporting of Clostridium difficile publication in Northern Ireland](#)

Department of Health

The Rt Hon Andrew Lansley CBE MP

Secretary of State for Health

POLICY TOPICS

National Health Service

POLICIES

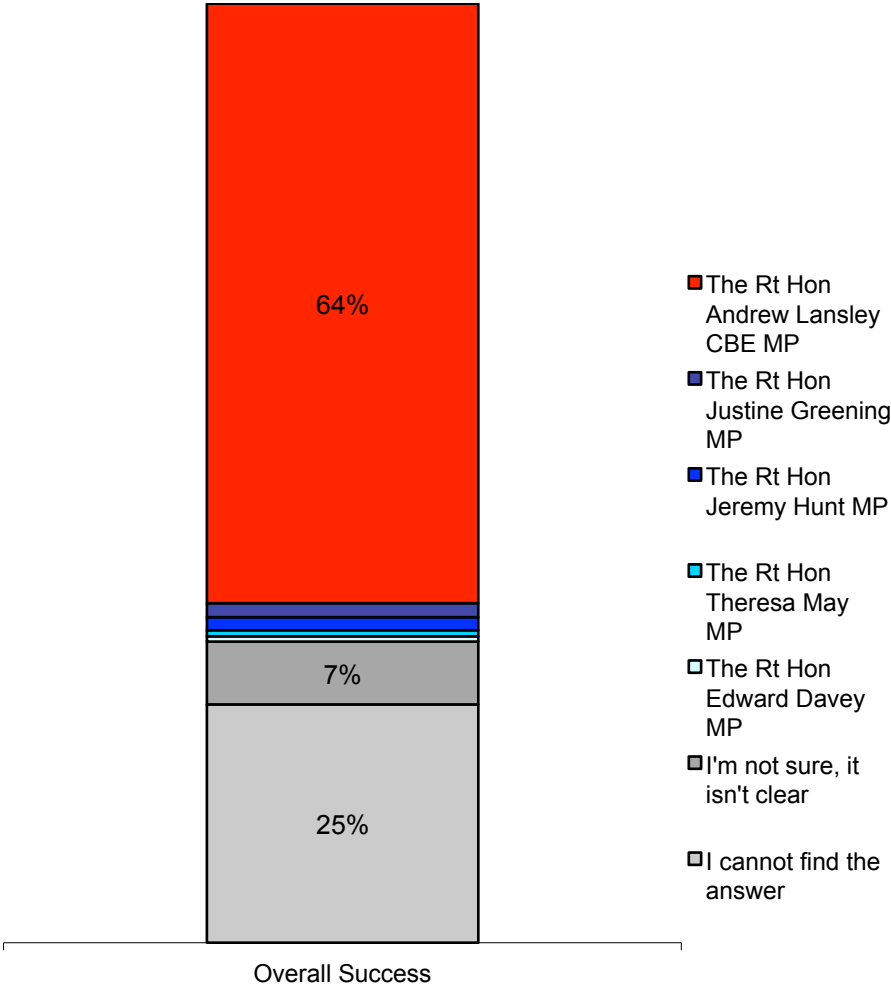
Modernising the NHS

This updated guidance on how to test, report and manage C. difficile infections will help healthcare providers to identify which two tests, when used in combination, will identify C. difficile infection.

The guidance includes a testing algorithm that will help categorise patients with much greater accuracy.

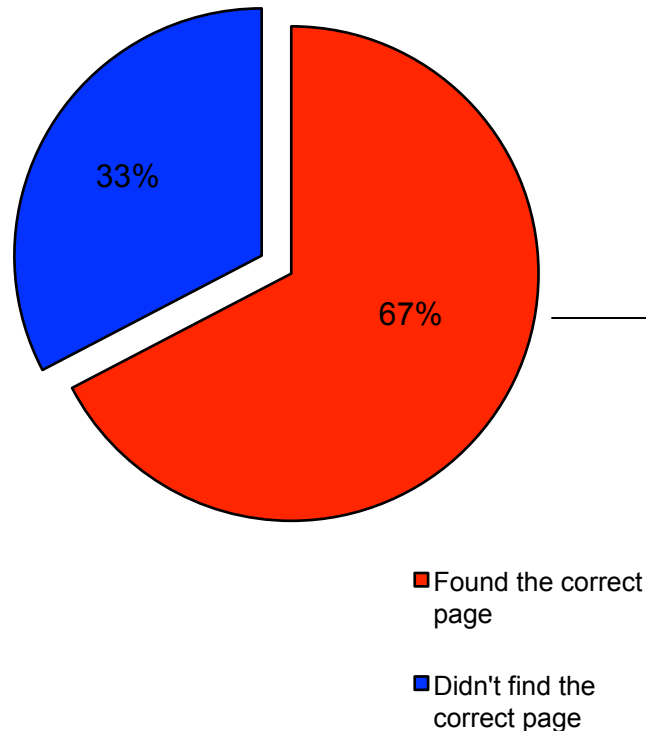
It sets out:

- who should be tested and the type of samples that should be taken
- the types of tests that should be used for detecting infections



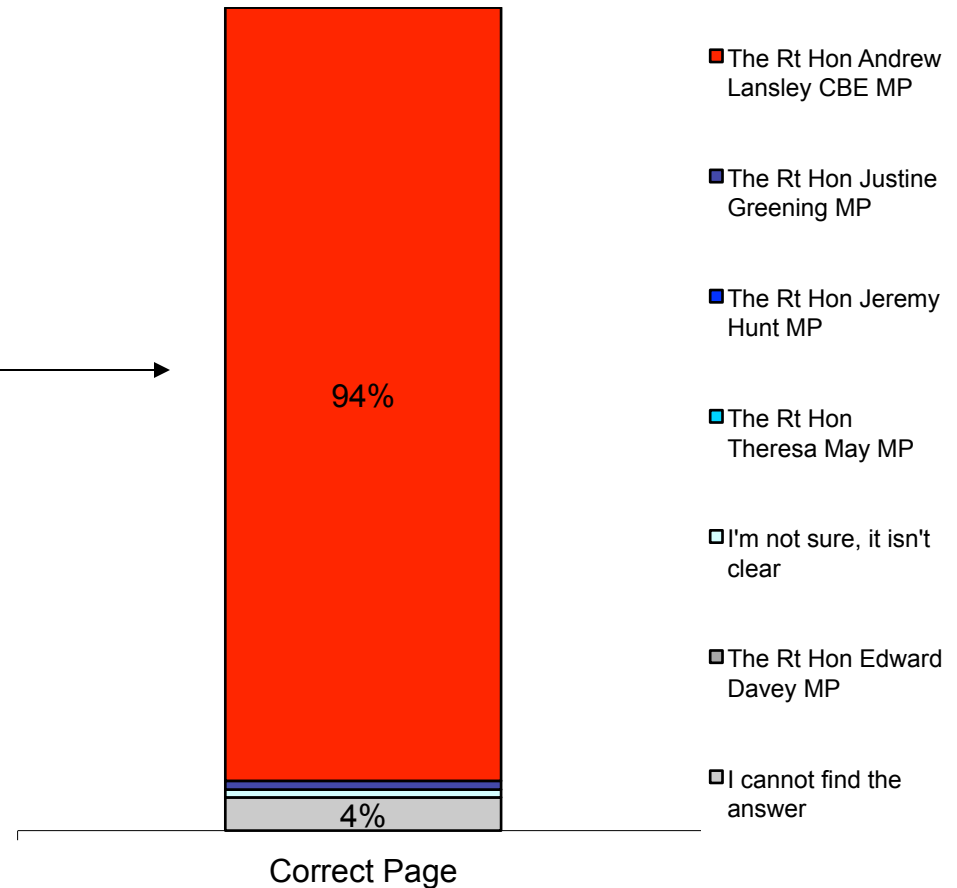
Task 3 Success on page: 67% of respondents managed to find the correct Policy page. Task success increased considerably with 94% of those who found the correct page completing the task successfully.

Proportion of respondents who found the correct page



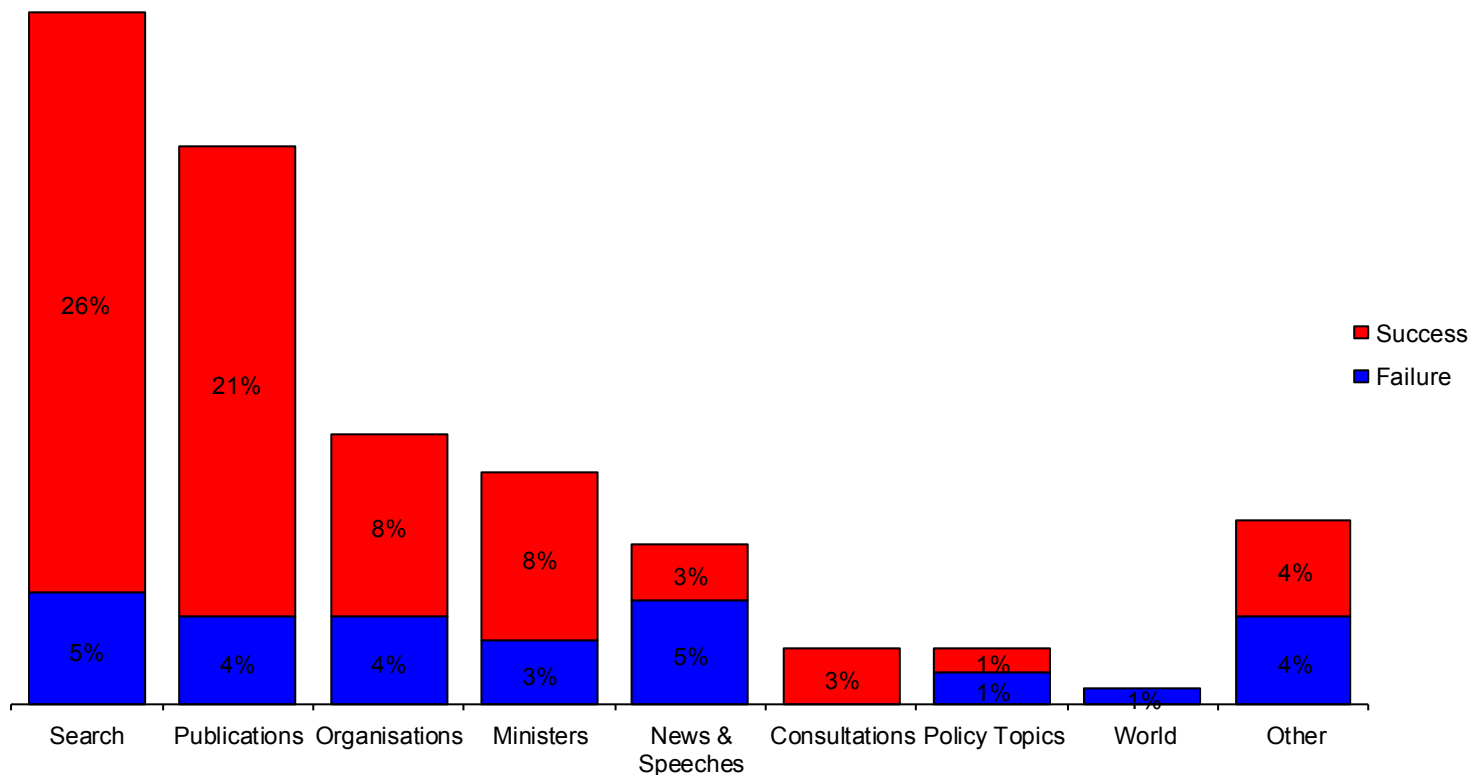
Sample size: 343

Proportion of those who found the correct page that completed the task successfully



Sample size: 231

Task 3 - Navigation: Good success rate regardless of navigation choice, however, respondents did indicate some confusion over where to start, with a third choosing to start with 'Search', and the majority of others starting at either 'Publications', 'Organisations', 'Ministers', or 'News & Speeches'.



Task 4 – Success: The majority of respondents struggled to find the correct answer to this task. 4/10 stated that they couldn't find the answer, or it wasn't clear, while a quarter chose the incorrect answer.

Question: Please now find the latest **speech** on **Supporting small-to-medium-sized enterprises in the current economic climate** by the Secretary of State for Business, Innovation and Skills, and tells us **which policy it relates to**.

Sample size: 343



SettingsHelpFeedback

INSIDE GOVERNMENT

NewsPolicyPublicationsConsultationsMinistersDepartmentsUK & the world


Search

SPEECH

Supporting small-to-medium-sized enterprises in the current economic climate

Posted 28 days ago, updated 26 days ago

[Change notes](#)



Who


The Rt Hon Dr Vince Cable MP (Secretary of State for Business, Innovation and Skills, Department for Business, Innovation & Skills)

Good morning. I was due to attend last year's conference, but on the day I received a 5am call in my hotel room in Liverpool summoning me back to London to attend an emergency Cabinet meeting over the unfolding crisis in Libya. As a result, my extremely able Ministerial colleague Mark Prisk was left to deliver a speech that began with words about how the speaker is frequently accused of being a Marxist.

I never got to find out how that went down.

But I can offer my belated apologies for my no-show. I am pleased to be invited to attend this year instead.

I would like to begin by paying tribute to the FSB – under John Walker's leadership it is a necessary and effective advocate for the concerns of small businesses.



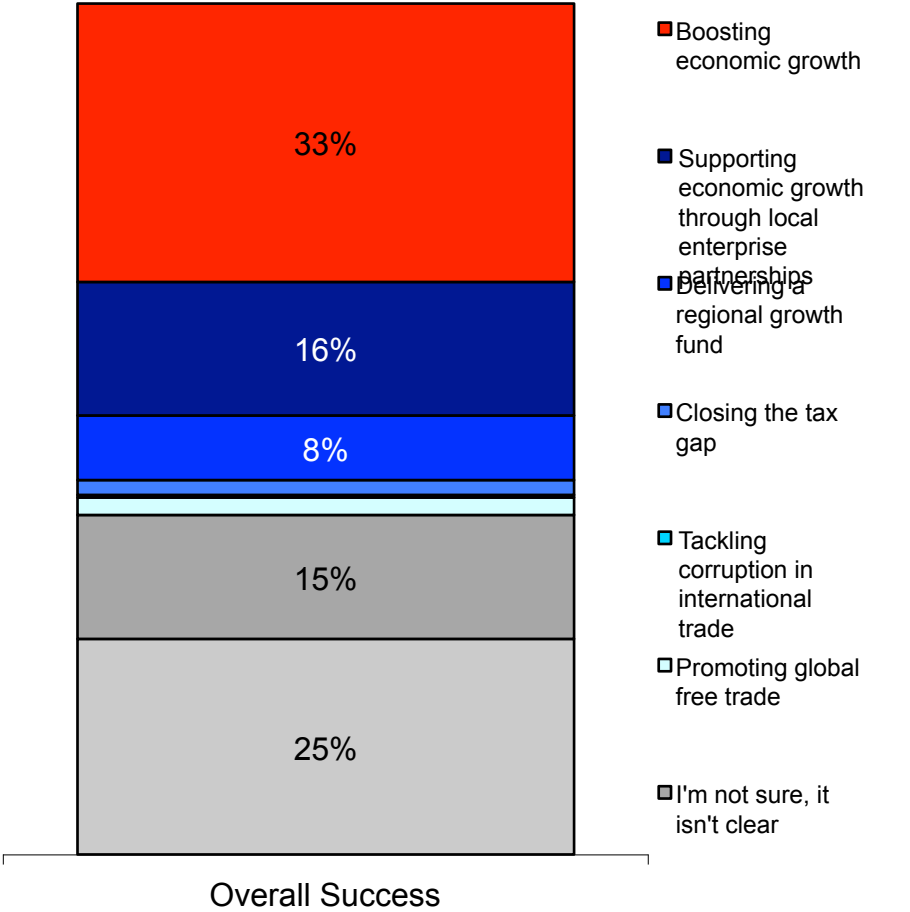
Department for Business, Innovation & Skills

POLICY TOPICS

Economic growth

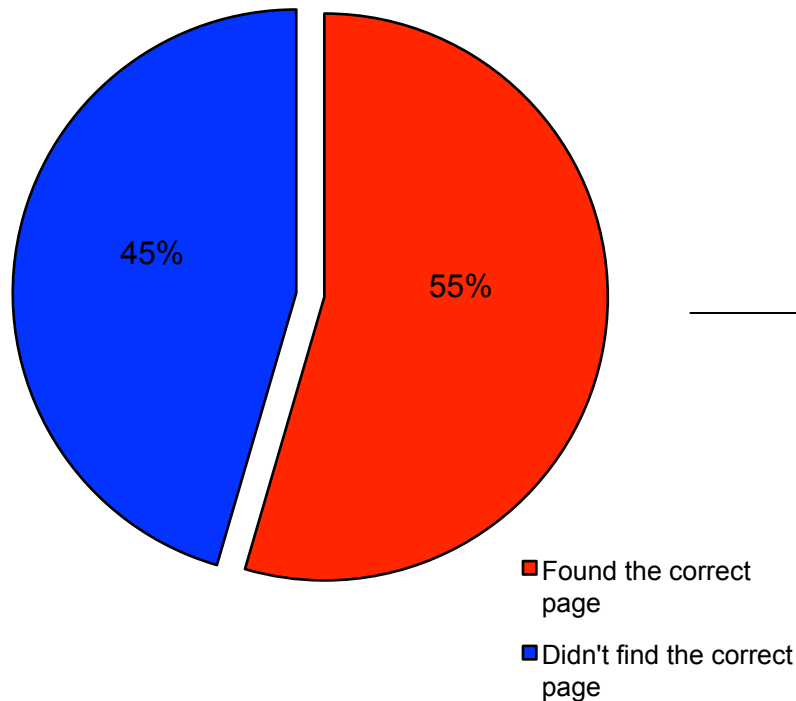
POLICIES

Boosting economic growth



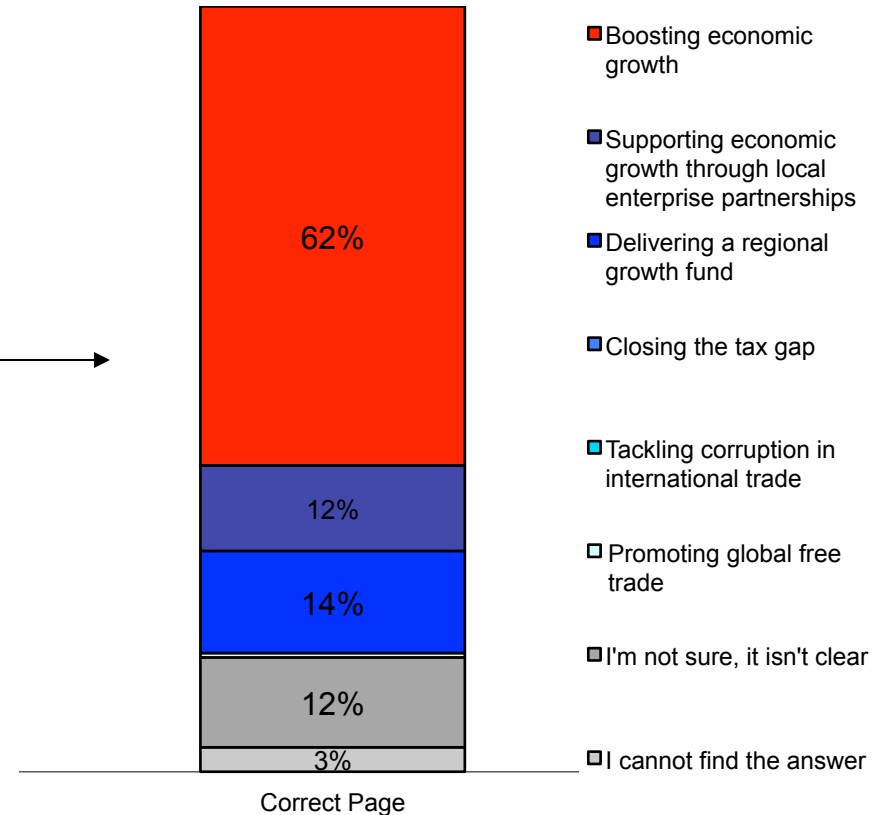
Task 4 Success on page: 55% of respondents managed to find the correct Policy page. Task success increased marginally to 62% with those who found the correct page.

Proportion of respondents who found the correct page



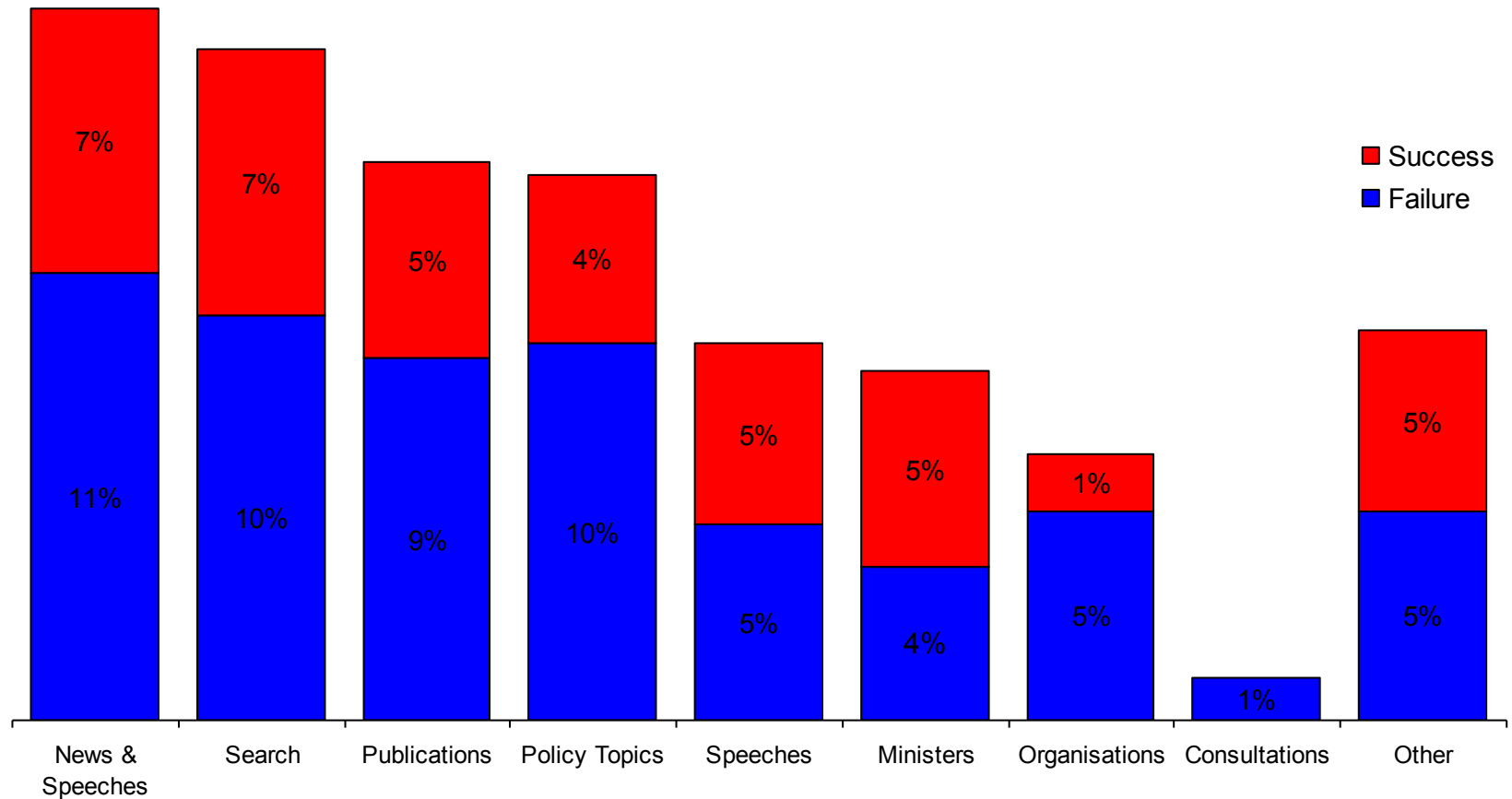
Sample size: 343

Proportion of those who found the correct page that completed the task successfully



Sample size: 187

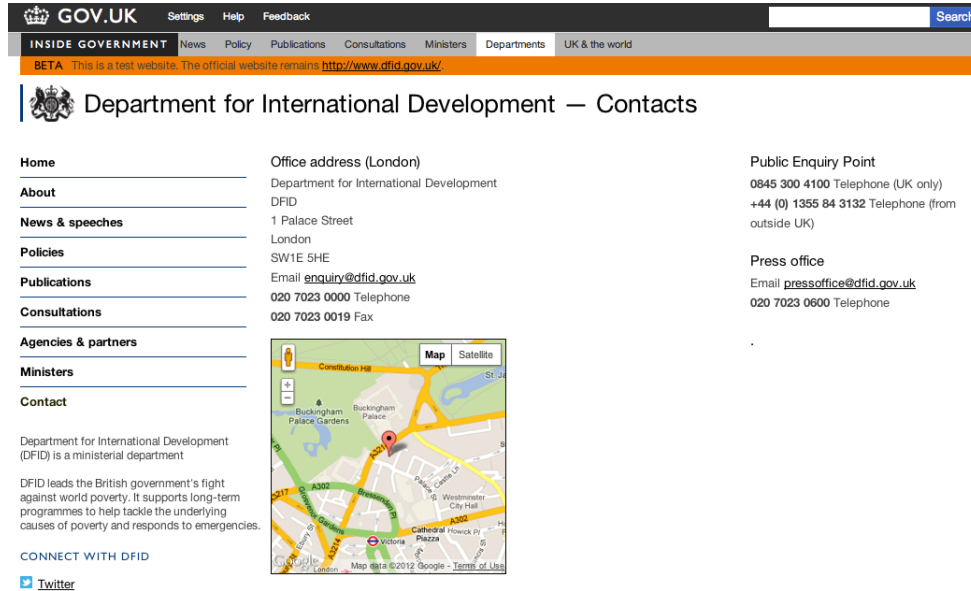
Task 4 - Navigation: There was no consistent journey path amongst respondents with starting points amongst respondents covering all top navigation options.



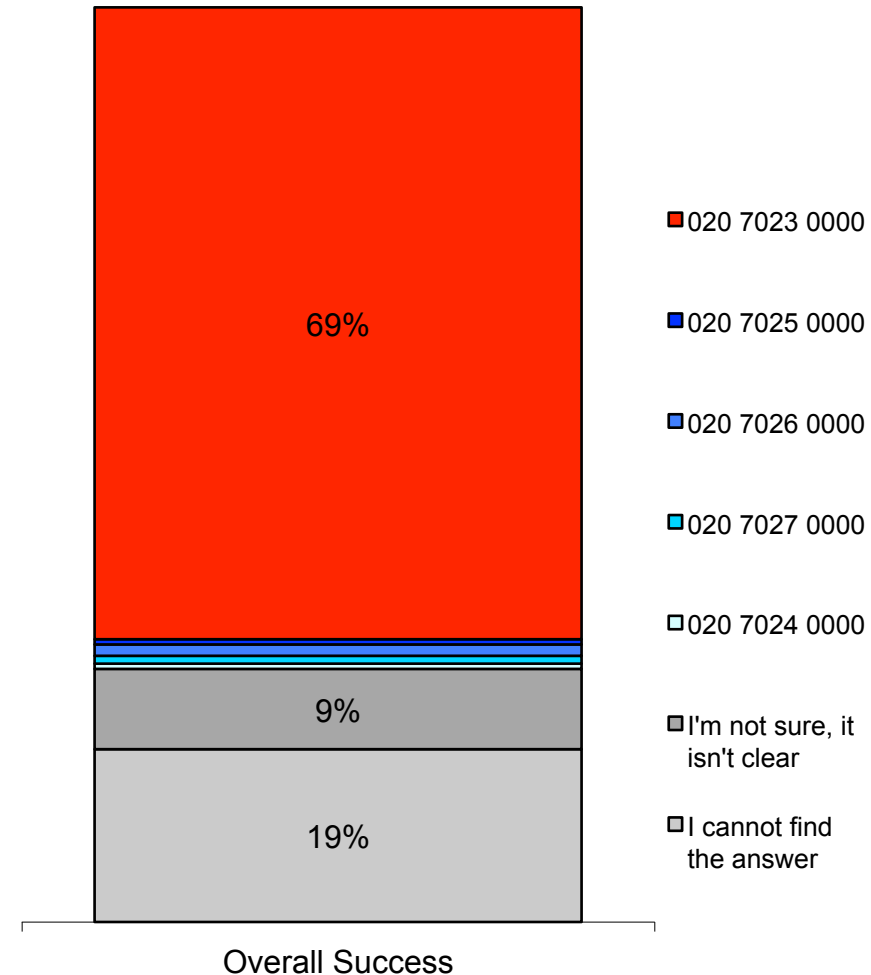
Task 5 - Success: 7/10 respondents completed this task successfully.

Question: Please now find the **main contact number** for the **Department for International Development**.

Sample size: 343

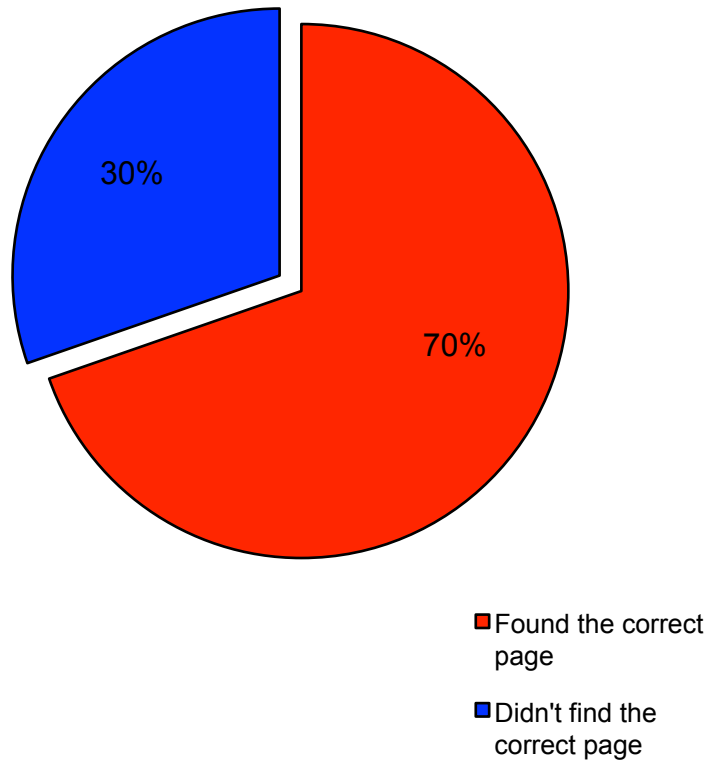


Page layout and left hand navigation is effective and enabled respondents who arrived at the page to complete the task relatively easily



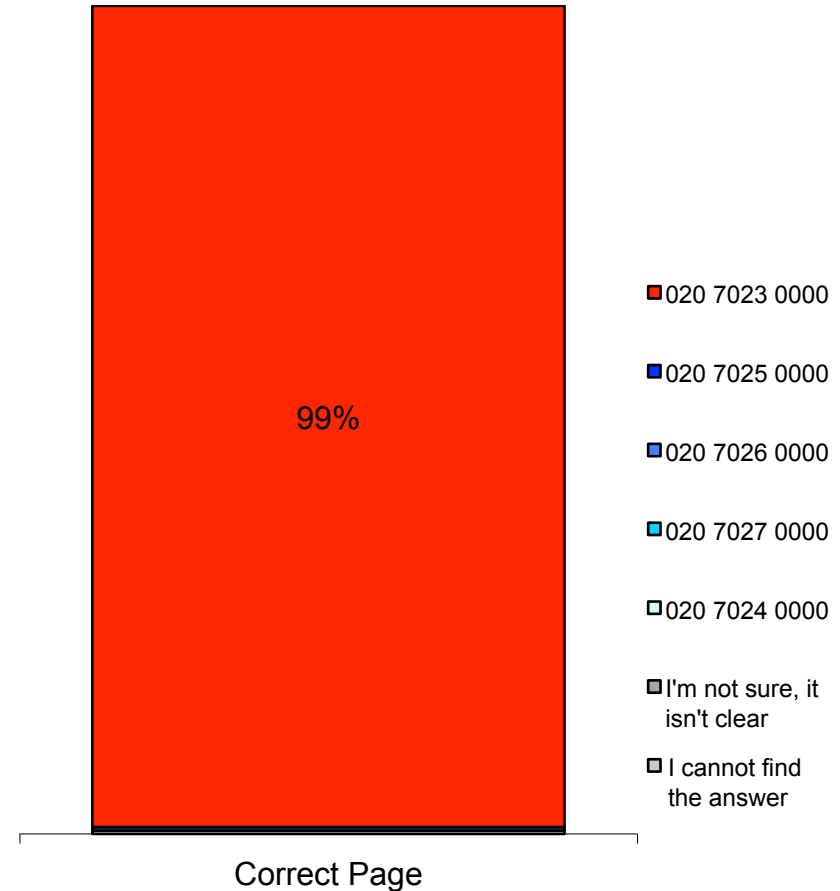
Task 5 Success on page: 70% of respondents managed to find the correct Policy page. Task success increased considerably with 99% of those who found the correct page completing the task successfully.

Proportion of respondents who found the correct page



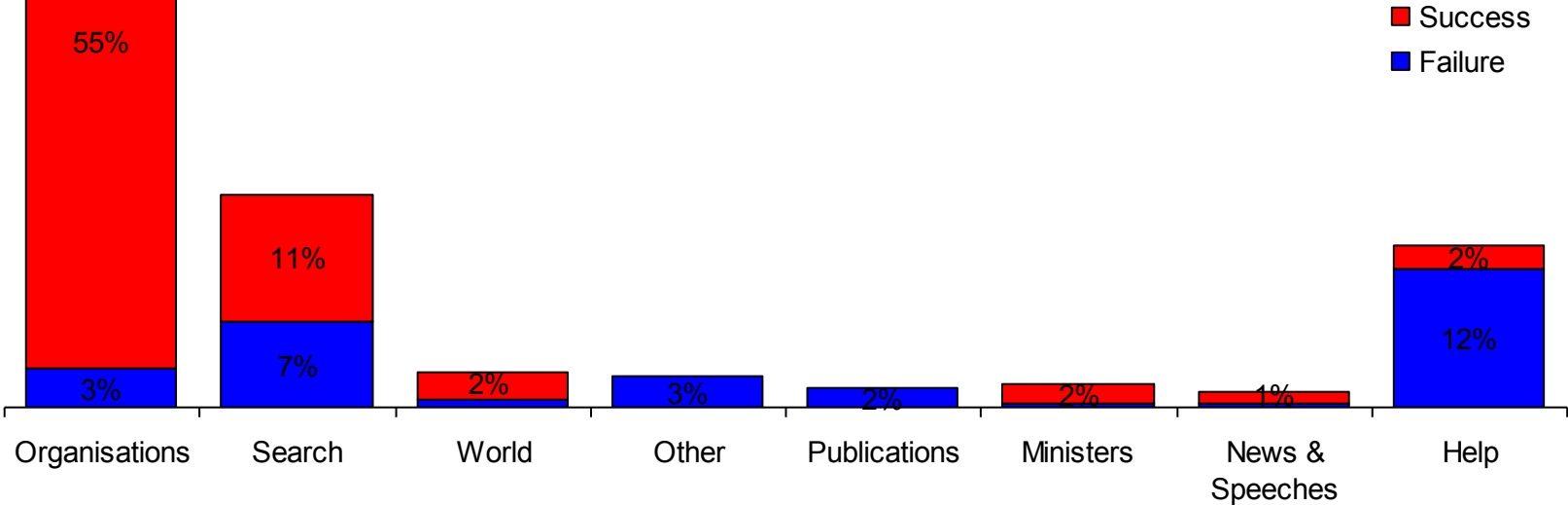
Sample size: 343

Proportion of those who found the correct page that completed the task successfully



Sample size: 239

Task 5 - Navigation: Consistent path taken to complete this task with 6/10 respondents routing via Organisations, and 2/10 using 'Search'.



Research Findings

Respondent profile

Actual completion rates

Time taken

Ease at completing task

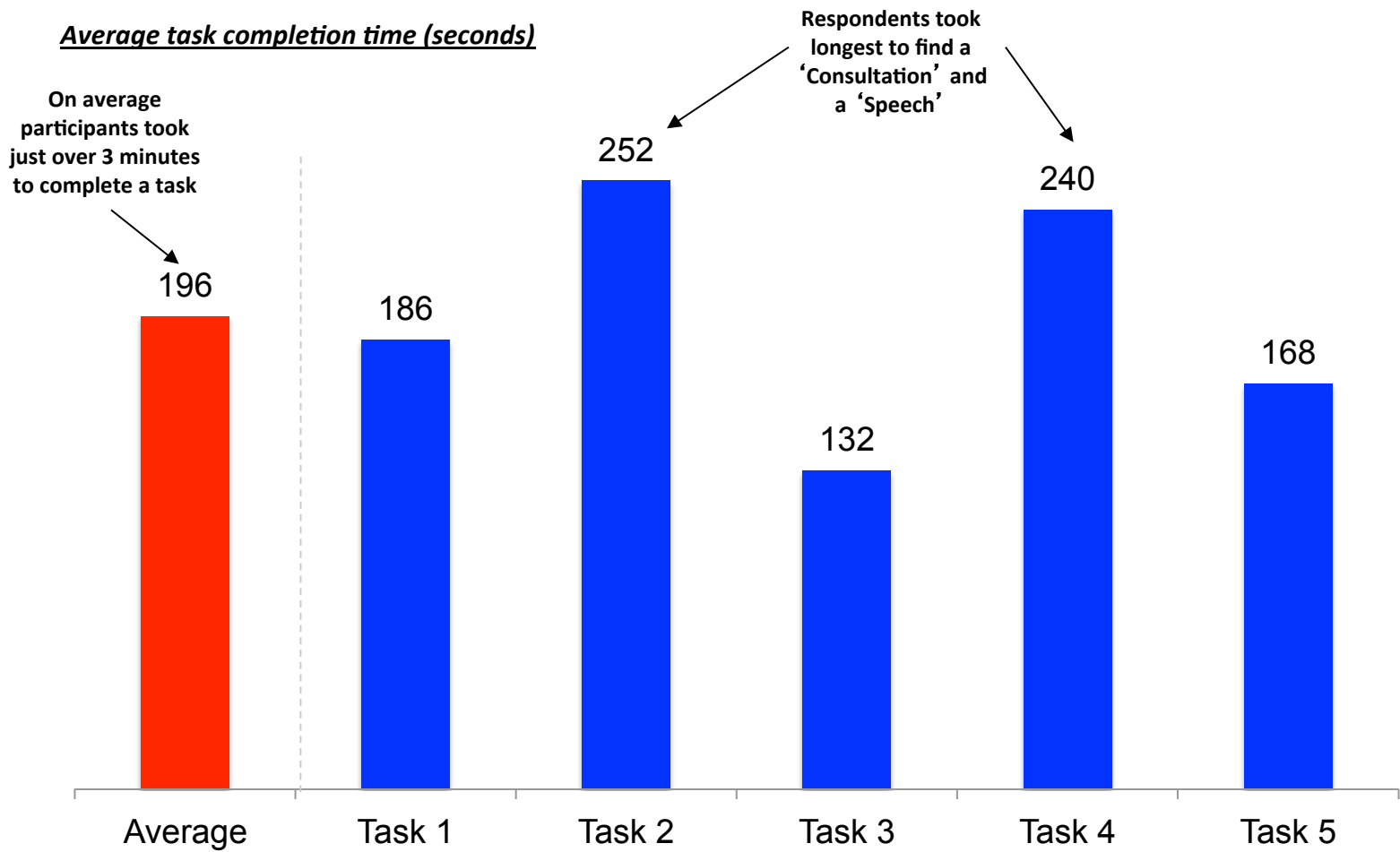
Reading behaviour

Content style

2_c

Actual time spent to complete each task: Average time to complete a task with 196 seconds, and the longest was 252 seconds.

Sample size = 343



Research Findings

Respondent profile

Actual completion rates

Time taken

Ease at completing task

Reading behaviour

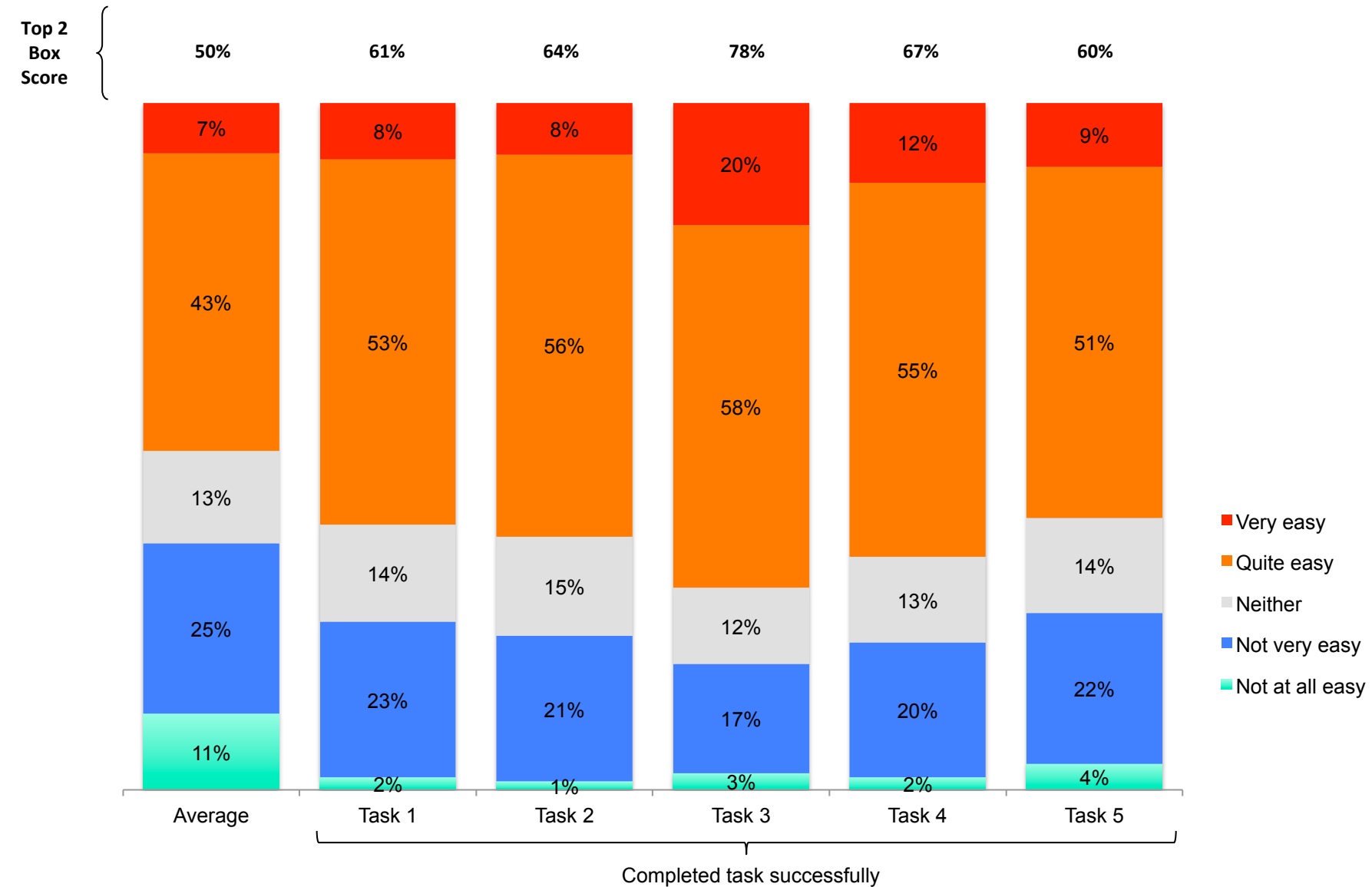
Content style

2_d

Task Completion Ease of Use: Overall 50% of participants found it ‘Very/Quite Easy’ to complete the tasks. Those who completed a task successfully were more likely to find it easy, however a significant proportion of still found them difficult.

Question: How easy did you find the tasks to complete?

Sample size = Average 343, Complete Task 1 – 220, Complete Task 2 – 241, Complete Task 3 - 219, Complete Task 4 – 168, Complete Task 5 - 237



Research Findings

Respondent profile

Actual completion rates

Time taken

Ease at completing task

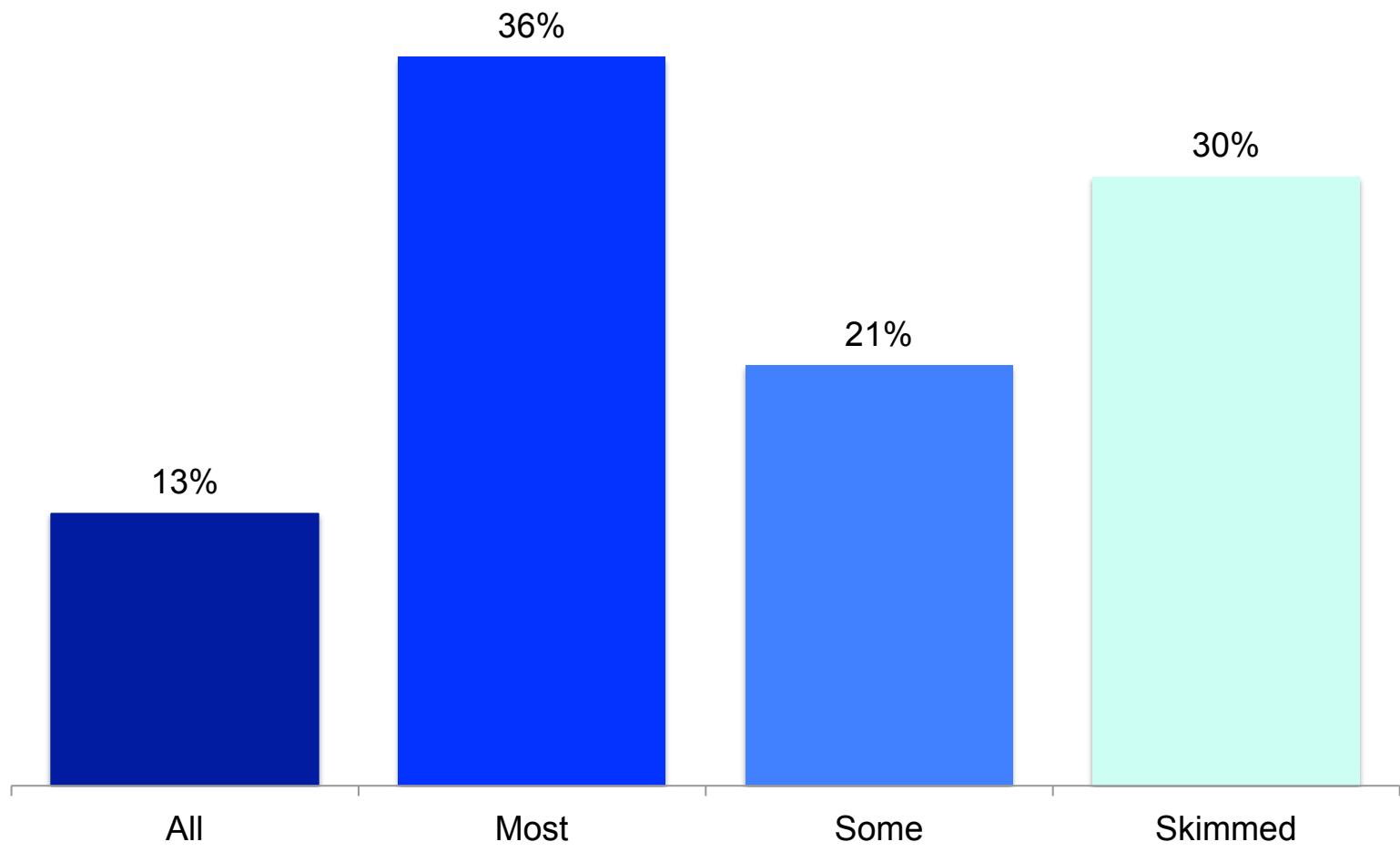
Reading behaviour

Content style

2_e

Reading behaviour: Only 1:10 participants read all the information presented, with 5:10 reading ‘Some’ of the information or ‘Skim reading’. Key information therefore needs to be signposted and written simply in all content on the site.

Question: Which of the following statements best describes how you found the answers to the previous questions?
Sample size = 343



Research Findings

User profile

Actual completion rates

Time taken

Ease at completing task

Reading behaviour

Content style

2_f

Writing style: Both styles of content appear straightforward, but Betagov slightly more so, together with being to the point, and reassuring.

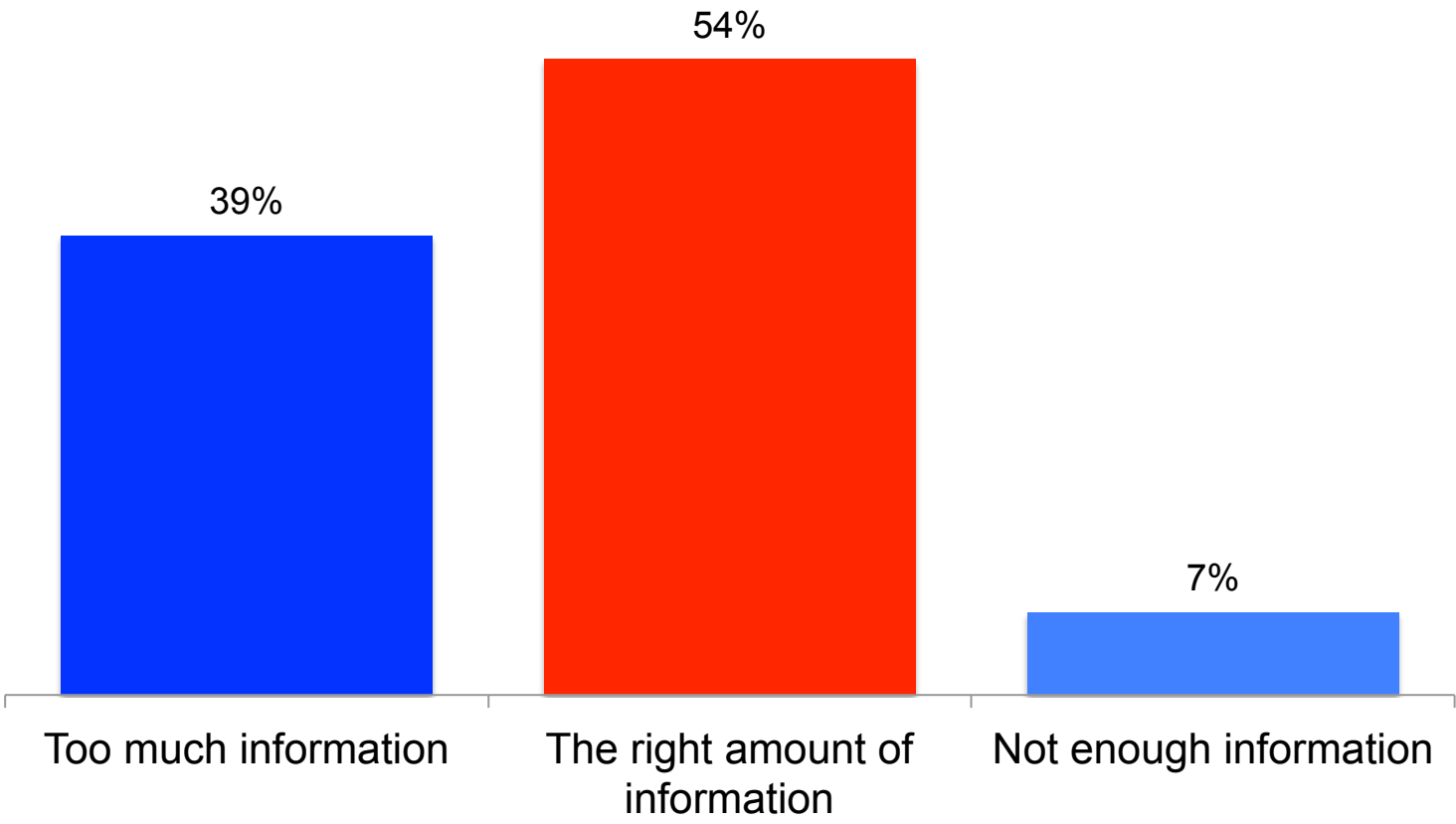
Question: Which of the following words **best describes** the style of the writing that is used on the page(s) that you have read?

Sample size = 343

	Positive	Negative
Straightforward	30%	
Longwinded		29%
To the point	28%	
Complicated		25%
Up to date	22%	
Overwhelming		22%
Cluttered		21%
Confusing		20%
Full of jargon		20%
Friendly	13%	
Trustworthy	11%	
Basic		11%
Worrying		10%
Untrustworthy		9%
Short	6%	
Reassuring	5%	

Amount of information on a page: Approximately half the participants said the content contained the ‘right amount of information’ with 4/10 saying there was ‘too much’. Only a minority said there was too much.

Which of the following best describes your opinion of the **amount** of information provided on the page(s) that you have just read?
Sample size = 343



Objectives & Methodology

Research Findings

Summary

3

Summary

1

Overall the site performed well with 4 out of 5 tasks being completed by the majority. Respondents only struggled with one task (Task 4), when they were asked to find which Policy a Speech related to.

2

Task completion increased significantly amongst those respondents who navigated to the correct page containing the information.

3

Respondents tended to choose a consistent navigational path on the majority of tasks – however on a couple of tasks (3 and 4) there was some confusion on where to start . Task 3 also saw a high proportion of respondents using Search.

4

Participants found the information relatively quickly considering the complexity of the tasks, with an average of 196 seconds across all tasks. Respondents took the longest trying to find ‘Consultations’ and ‘Speeches’ .

5

50% of respondents found the tasks easy to complete, with just over a third finding them difficult. Interesting, even those who completed tasks successfully expressed that they had some difficulty find the correct information.

6

Some participants described the content as ‘straightforward’ , ‘to the point’ , and up to date, while other said it was longwinded and complicated.

7

Just over 50% of participants agreed that Inside Government contained the ‘right amount of information’ , while 39% said it contained too much.